Edited by Foxit PDF Editor
Copyright (c) by Foxit Software Company, 2003 - 2009
For Evaluation Only.

1	2	3

SPECIFICATIONS

Voltage rating: 100V DC AC .
Current rating: 2.0A AC DC.
Withstand voltage: 800 V AC/Minute.
Insulation resistance: 1000 M ohm min.
Temperature range: −25°C~+85°C
Applicable PC board thickness: 0.8~1.6mm
Contact resistance: Initial value/10 m ohm max.
After environmental
Testing/20 m ohm max.

Part No:
Poles: 2−16
Material: Post: Brass, Tin/Plated
Base: Nylon 66, UL 94V−0

Color: White

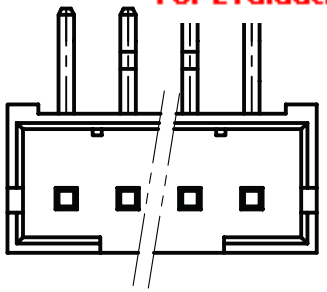

Solder−Ability:

Soldering time:3 ±0.5 Sec. Solder temperature:245 ±5° C
Solder Wetting: 95% of immersed area must show no voids,pin holes.

Resistance to Soldering Heat:

Solder time: 3±0.5 Sec. Temperature: 260°C±5°C 0.5mm from Terminal tip and fitting nail tip
Appearamce :no damage

Poles	Part No.	Dimension in.(mm) A	Dimension in.(mm) B
2	2001−WR−02−LF	0.079(2.0)	0.236(6.0)
3	2001−WR−03−LF	0.157(4.0)	0.315(8.0)
4	2001−WR−04−LF	0.236(6.0)	0.394(10.0)
5	2001−WR−05−LF	0.315(8.0)	0.472(12.0)
6	2001−WR−06−LF	0.394(10.0)	0.551(14.0)
7	2001−WR−07−LF	0.472(12.0)	0.630(16.0)
8	2001−WR−08−LF	0.551(14.0)	0.709(18.0)
9	2001−WR−09−LF	0.630(16.0)	0.787(20.0)
10	2001−WR−10−LF	0.709(18.0)	0.886(22.0)
11	2001−WR−11−LF	0.787(20.0)	0.945(24.0)
12	2001−WR−12−LF	0.886(22.0)	1.024(26.0)
13	2001−WR−13−LF	0.945(24.0)	1.102(28.0)
14	2001−WR−14−LF	1.024(26.0)	1.181(30.0)
15	2001−WR−15−LF	1.102(28.0)	1.260(32.0)
16	2001−WR−16−LF	1.181(30.0)	1.338(34.0)

16	KI	○	○	○	○	○	○	○	○	○	○	○	○	○	○	KI
15		KI	○	○	○	○	○	○	○	○	○	○	○	○	○	KI
14			KI	○	○	○	○	○	○	○	○	○	○	○	○	KI
13				KI	○	○	○	○	○	○	○	○	○	○	○	KI
12					KI	○	○	○	○	○	○	○	○	○	○	KI
11						KI	○	○	○	○	○	○	○	○	○	KI
10							KI	○	○	○	○	○	○	○	○	KI
9								KI	○	○	○	○	○	○	○	KI
8									KI	○	○	○	○	○	○	KI
7										KI	○	○	○	○	○	KI
6											KI	○	○	○	○	KI
5												KI	○	○	○	KI
4													KI	○	○	KI
3														KI	○	KI
2															KI	KI
極 數	16	15	14	13	12	11	10	9	8	7	6	5	4	3	2	1

K點示意圖

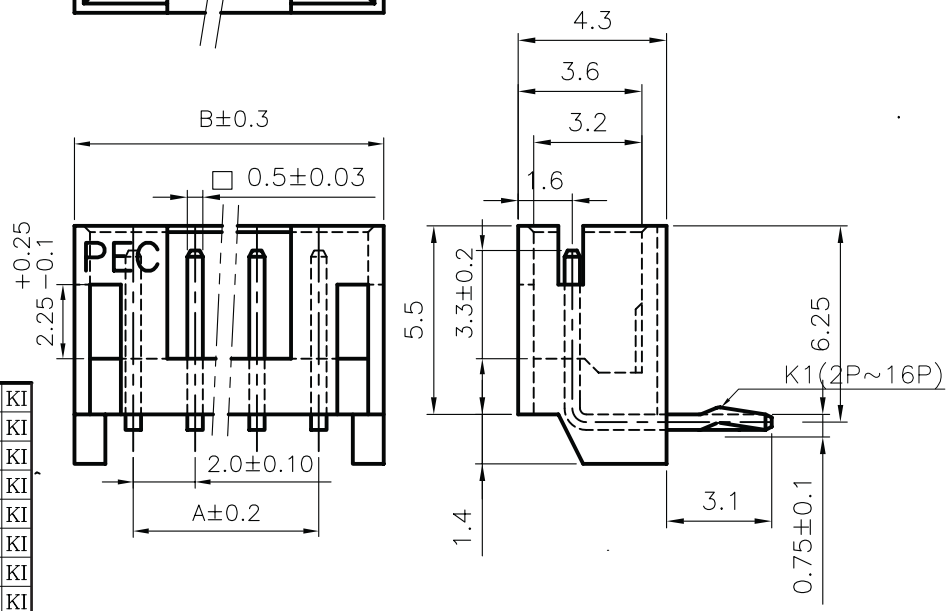

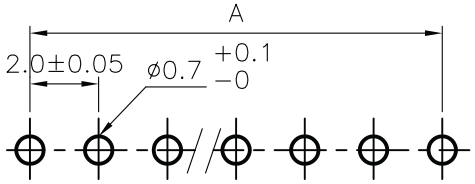

PCB LAYOUT

				DRAWN:	GENERAL TOLERANCE:		
E							
D							
C				CHECKED:	UNIT:		SIZE
B					SCALE:		
A			JECSON		SHEET:	DESCRIPTION:	A4
REV	Date	FILE	BY		PROJECTION:	PART NO: F28-xxP	