

## 低損失超高速ダイオード

## LOW LOSS SUPER HIGH SPEED RECTIFIER

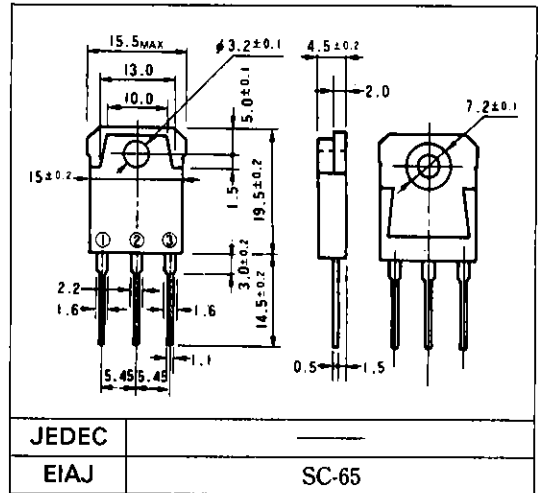
### ■特長：Features

- 低 $V_F$   
Low  $V_F$
- スイッチングスピードが非常に速い  
Super high speed switching.
- プレーナー技術による高信頼性  
High-reliability by planer design.

### ■用途：Applications

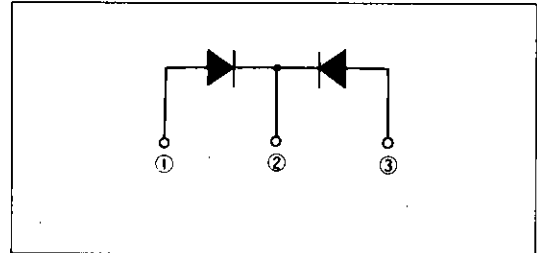
- 高速電力スイッチング  
High speed power switching.

### ■外形寸法：Outline Drawings



### ■電極接続

#### Connection Diagram



### ■定格と特性：Maximum Ratings and Characteristics

#### ●絶対最大定格：Absolute Maximum Ratings

Items	Symbols	Conditions	Ratings	Units
ピーク繰り返し逆電圧 Repetitive Peak Reverse Voltage	$V_{RRM}$		200	V
平均出力電流 Average Output Current	$I_o$	方形波, duty = 1/2, $T_c = 115^\circ\text{C}$ Square wave	20*	A
サージ電流 Surge Current	$I_{FSM}$	正弦波 Sine wave 10ms	100	A
接合温度 Operating Junction Temperature	$T_j$		-40 ~ +150	$^\circ\text{C}$
保存温度 Storage Temperature	$T_{stg}$		-40 ~ +150	$^\circ\text{C}$

\*センタータップ平均出力電流

\* average forward current of centertap full wave connection

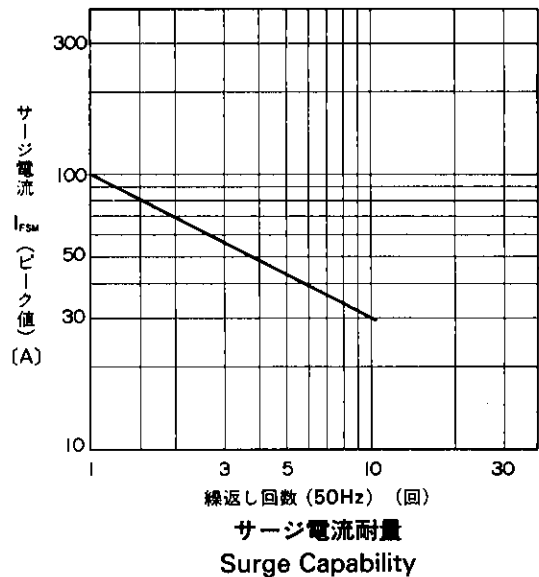
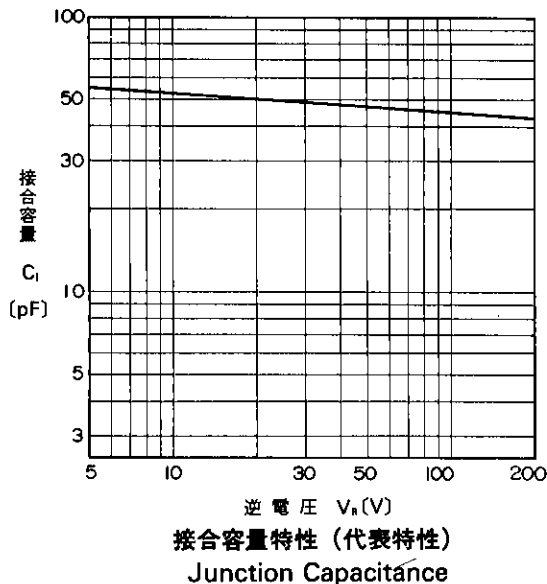
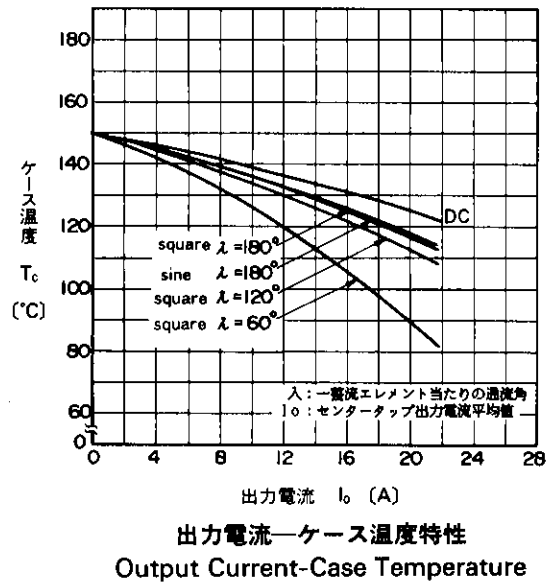
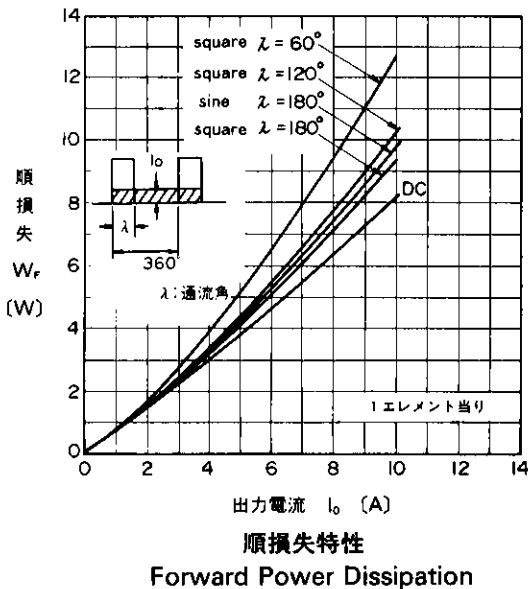
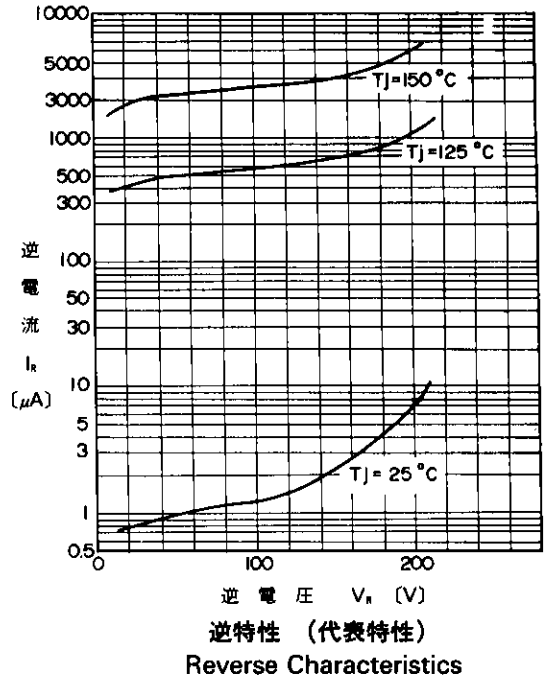
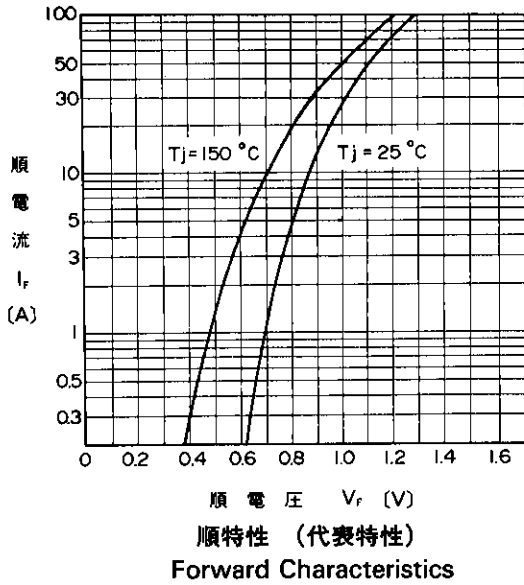
#### ●電気的特性(特に指定がない限り周囲温度 $T_a = 25^\circ\text{C}$ とする)

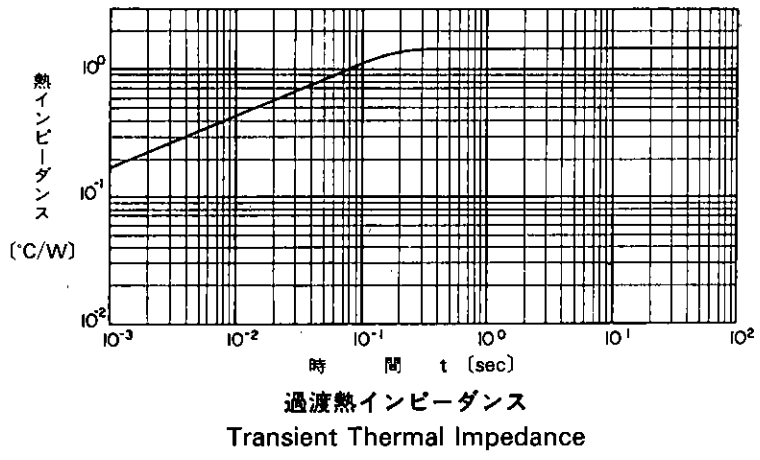
Electrical Characteristics ( $T_a = 25^\circ\text{C}$  Unless otherwise specified)

Items	Symbols	Conditions	Max.	Units
順電圧 Forward Voltage Drop	$V_{FM}$	$I_{FM} = 10.0\text{A}$	0.95	V
逆電流 Reverse Current	$I_{RRM}$	$V_R = V_{RRM}$	200	$\mu\text{A}$
逆回復時間 Reverse Recovery Time	$t_{rr}$	$I_F = 0.1\text{A}, I_R = 0.2\text{A}, I_{rec} = 0.05\text{A}$	40	ns
熱抵抗 Thermal Resistance	$R_{th(j-c)}$	接合・ケース間 junction to case	1.5	$^\circ\text{C}/\text{W}$

A

■特性曲線 : Characteristics





A

For more information, contact:

**Collmer Semiconductor, Inc.**

P.O. Box 702708

Dallas, TX 75370

972-733-1700

972-381-9991 Fax

<http://www.collmer.com>