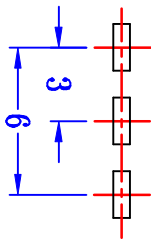
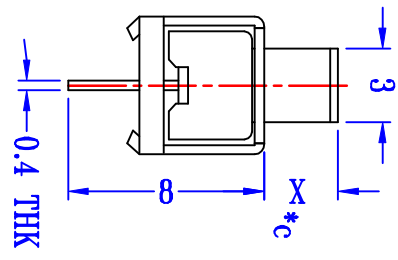
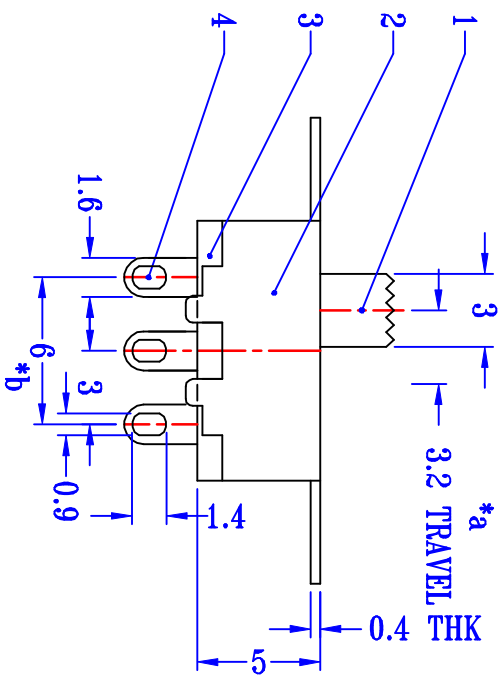
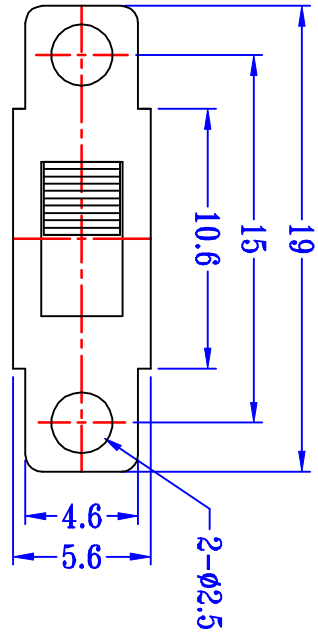
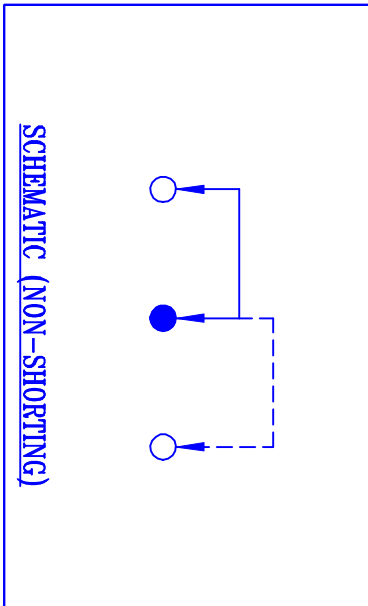




CAD FILE:



P.C.B LAYOUT
BOTTOM VIEW



注：“*”表示關鍵尺寸。

8					
7					
6	SPRING	STEEL WIRE	1	NATURAL	
5	CONTACT	BRASS STRIP	1	Ag PLATED	
4	TERMINAL	BRASS STRIP	3	Ag PLATED	
3	BASE	PHENOLIC RESIN	1	NATURAL	
2	FRAME	STEEL STRIP	1	BLACK	
1	KNOB	POM	1	BLACK	
	PARTS	MATERIALS	Q'TY	FINISH	

TOLERANCE UNLESS SPECIFIED					
WITHIN 1.5mm : ±0.1mm	A	09-Jul-2012			
OVER 1.5mm : ±0.2mm	ISSUE	DATE			
TITLE : VERTICAL SLIDE SWITCH		DESCRIPTIONS OF REVISION		APPD.	
MODEL: SS-12F15		UNIT : mm	DRWG NO.: HR-DR-SS12F15-00	DWN.	
		SCALE: 3 : 1		Lucas	09-Jul-2012
				CHK'D	
				APPD.	